



Coat-N-Cure Modular Powder Systems

One name says it all, Coat-N-Cure®. An entry-level system designed with a manual hand coating booth (provided by a third party) and cure oven so that users can establish themselves in powder coating quickly and cost effectively.

Coat-N-Cure® units are pre-engineered, pre-wired, and can be running in one week after delivery. These systems can easily be expanded by adding a washer and dry-off oven.



While Coat-N-Cure® is an excellent entry level system, it may also be used to supplement larger systems when small run color changes are required. These systems can also be used as individual “lean cells” throughout your facility.



Unique Modular Design

The standard Coat-N-Cure® system can process parts up to 6 feet in length, while our straight through design accommodates parts up to 10 feet or more. Our modular powder system comes with an energy efficient gas convection cure oven with 6” insulated walls and a complete conveyor system.

Quick & Simple Installation

All components of the Coat-N-Cure® system are pre-engineered and configured to your plant layout. The entire system is delivered to your facility via our own fleet of trucks and installed using only trained and experienced Midwest Finishing employees. You are now ready to Coat-N-Cure®.

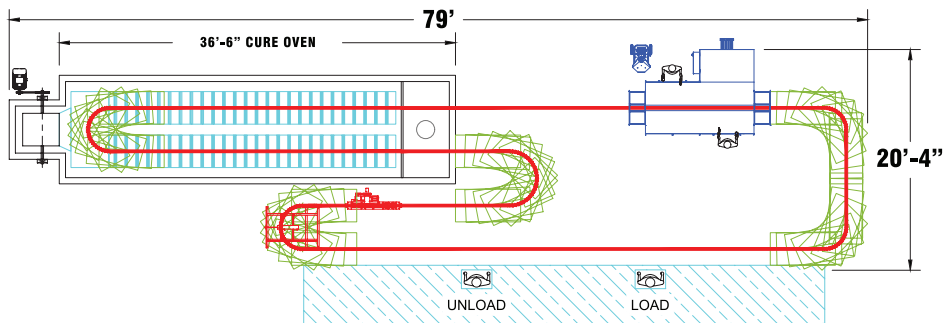
Typical Applications

- Great entry level powder coating system
- Powder top coat over E-coated parts
- Coat non-reclaim colors with Coat-N-Cure® while leaving your primary system running reclaim colors
- Good for coating parts that have been pretreated or shot blasted
- Great for use as individual finishing “cells” throughout larger manufacturing facilities

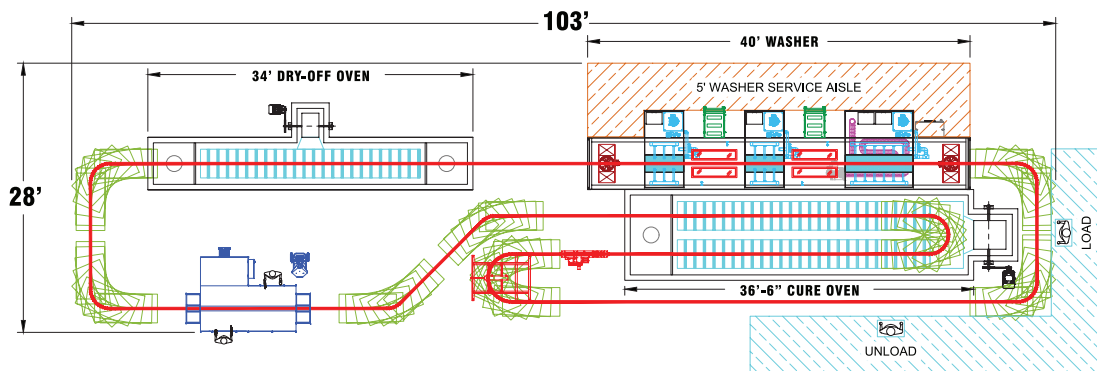
COAT-N-CURE®
Modular Powder System By Midwest Finishing



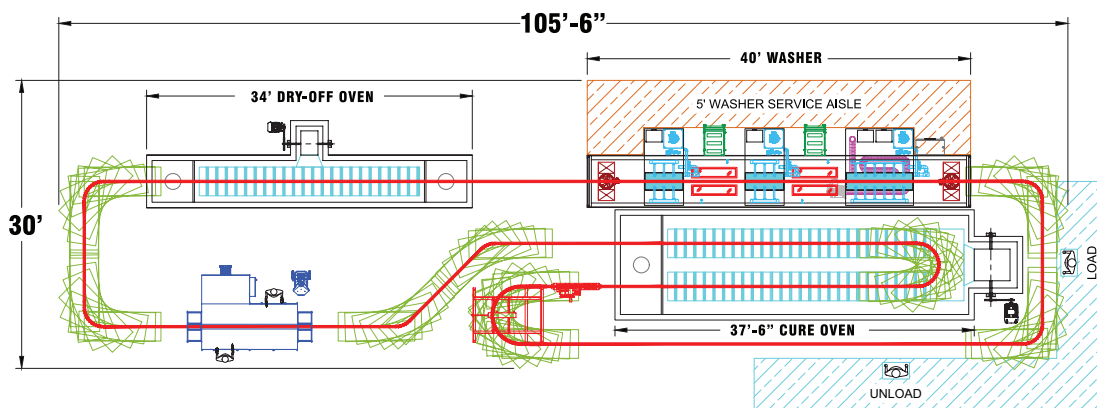
STANDARD COAT-N-CURE® SYSTEM



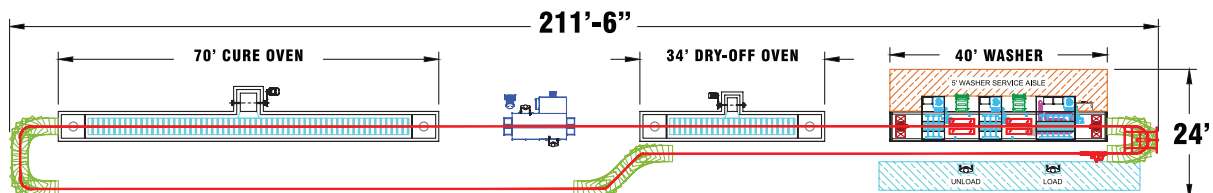
STANDARD COAT-N-CURE® SYSTEM WITH OPTIONAL WASHER & DRY-OFF OVEN



OPTIONAL COAT-N-CURE® LAYOUT FOR LONGER PARTS



OPTIONAL COAT-N-CURE® IN-LINE LAYOUT



COAT-N-CURE®

Modular Powder System By Midwest Finishing

SYSTEM SPECIFICATIONS

Product Opening: 3'w x 5'h
Line Speed: 3 fpm

Optional Washer Times
Wash: 100 seconds
Rinse: 40 seconds
Seal: 40 seconds

Dry-Off Oven Time: 6 minutes
Cure Oven Time: 20 minutes

(Powder booth provided by a third party)